


FASTCAM IS-1M

ULTRA-HIGH SPEED CAMERA SYSTEM



The world's leader in ultra-high-speed, high resolution recording

- Ultra-high-speed video recording at up to one million frames per second
- Ultra-high speed and high spatial resolution
- High-sensitivity CCD captures a wide range of high-speed phenomena

Inkjet Printing

Recording speed: 250,000fps

This example shows the discharge of inkjet droplets. The images show the production of ink drops and satellite droplets during discharge, as well as the behavior of the meniscus at the nozzle port following discharge.

Hypervelocity Impact


Recording speed: 500,000fps

This example shows a high-speed flying object, recorded using Schlieren photography. The images show how the high-speed flying object penetrates an obstruction. The shock wave generated as the object exceeds the speed of sound is clearly evident.

Observation of materials failure during a CFRP static tensile test

Recording speed: 250,000fps

This example shows the failure of a carbon-fiber reinforced plastic (CFRP) 0-angle, unidirectional material. The images show the development of cracks orthogonal to the fibers in the material. The subsequent setting up of tears along the direction of the fibers is faithfully reproduced.



Images provided by Prof. Kleine, The University of New South Wales



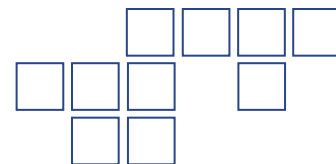
Images provided by JAXA

Photron

www.photron.com

FASTCAM IS-1M

ULTRA-HIGH SPEED CAMERA SYSTEM



Camera Head

Lens Mount	Nikon F mount
Image Sensor	IS-CCD image sensor
Resolution	312 (horizontal) x 260 (vertical) pixels
Color / Gradations	Monochrome, 10 bits ¹⁾
Recording Speed ²⁾	1M fps, 500k fps, 250k fps, 125k fps, 63k fps, 31k fps, 16k fps, 8k fps, 4k fps, 2k fps, 1k fps, 500 fps, 250 fps, 125 fps, 63 fps, 30 fps (fps: frames per second)
Frame Capacity	100 frames
Exposure Time	Selectable OFF, 1/2, 1/4 or 1/8 of the frame rate (OFF, 1/2 and 1/4 available only at 1 million fps) ³⁾
External Trigger Input	TTL level (5 V), positive or negative, switch closure (normally open)
Synchronous Recording	Synchronous recording with up to 4 units
Interface	USB 2.0 (Hi-Speed)
External Monitor Output	NTSC output, or PAL output, selected at time of shipment
Clock Output	TTL level (5 V)
Recording Mode	Normal recording (external, internal trigger), programmed recording, continuous trigger, test exposure
Trigger Point Settings	Trigger point configurable from any frame
Data Memory Format	10-bit dedicated format, BMP, AVI, JPEG, TIFF (16-bit format supported)

Power Unit

Power Ratings	100 V to 120 V / 200 V to 240 V, 50/60 Hz, 150 VA
---------------	---

Required Specifications for Control PC

OS	OS: Windows 7 or Windows Vista ⁴⁾
CPU	Intel Core™ 2 Duo (1.8GHz) or faster
RAM	2GB or more
HDD	60GB or more
Screen Size	13.3-inch WXGA (1280 x 800) or better
Interface	USB 2.0 ⁵⁾
External Recording Device	DVD-ROM & CD-R/RW drive
Other Peripherals	Mouse or other pointing device

Environmental Conditions

Operating Temperature Range	5 °C to 40 °C
Operating Humidity Range	35% to 75% RH with no condensation

Size/Weight

Camera Head	140 (W) mm x 145 mm (H) x 360 mm (D) approx. 5.3 kg (140 mm (W) x 175 mm (H) x 360 mm (D) including handle)
Power Unit	150 mm (W) x 124 mm (H) x 336 mm (D) approx. 3.2 kg
Camera Head Cable Length	2.5m

Others

Standard Ratings	CE Class B compatible
------------------	-----------------------

- 1) 10 bit is used to identify the data format, however data precision is not guaranteed.
- 2) The recording speed is a reference value.
- 3) These exposure times are rough indications and are not guaranteed as exact exposure ratios for all photographic speeds.
- 4) Windows® is a registered trademark of Microsoft Corporation in the US and other countries.
- 5) Does not guarantee operation of all types of connectable devices.

The IS-CCD used in this product will contain certain defective pixels, however this does not mean the product is defective or damaged. Also, depending on the photographic conditions used, (lighting, etc.) image coarseness, blur or extreme lightness/darkness may occur. These are due to the characteristics of the IS-CCD and do not mean the product is defective or damaged.

Specifications subject to change without notice

PHOTRON USA, INC.
 9520 Padgett Street, Suite 110
 San Diego, CA 92126-4446
 USA
 Tel: 858.684.3555 or 800.585.2129
 Fax: 858.684.3558
 Email: image@photron.com
www.photron.com

PHOTRON (EUROPE) LIMITED
 The Barn, Bottom Road
 West Wycombe, Bucks, HP14 4BS
 United Kingdom
 Tel: +44 (0) 1494 481011
 Fax: +44 (0) 1494 487011
 Email: image@photron.com
www.photron.com

PHOTRON LIMITED
 Fujimi 1-1-8
 Chiyoda-Ku, Tokyo 102-0071
 Japan
 Tel: +81 (0) 3 3238 2107
 Fax: +81 (0) 3 3238 2109
 Email: image@photron.co.jp
www.photron.co.jp

Photron

SLOW MOTION IMAGING SOLUTIONS